



## AlignRT® for Proton

A perfect fit for proton therapy

Proton therapy has exacting demands for accuracy and speed.

With an extensive installed base worldwide, Vision RT is the leader in surface guidance for this highly demanding application.

Published data suggests improvements in setup time and accuracy with AlignRT.

AlignRT is operational with proton systems manufactured by: Hitachi\*, IBA\*, Varian and Mevion.

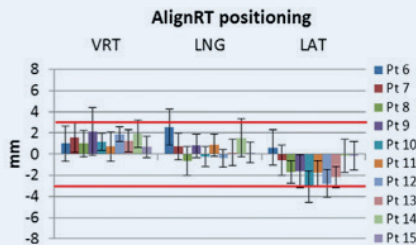
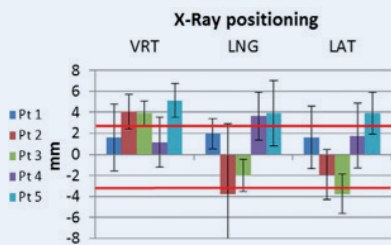
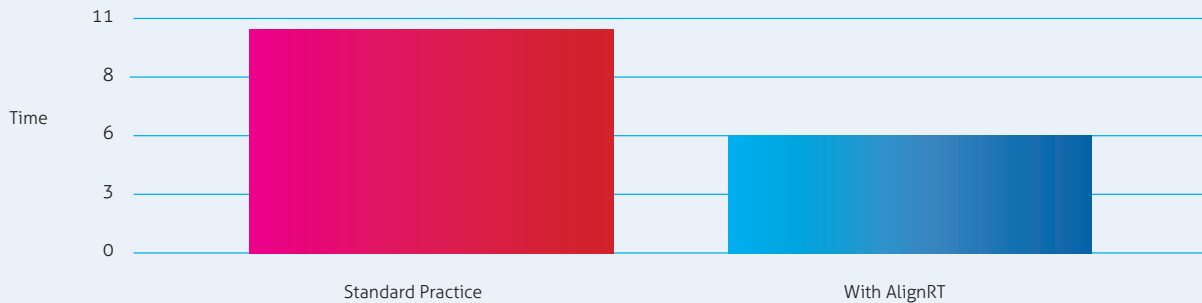


*\*gating interface currently available*



# Proton Therapy with AlignRT® Results

## Postmastectomy Breast Proton Therapy: Average Setup Time\*



"The use of surface imaging allows postmastectomy chest wall patients to be positioned more accurately and substantially more efficiently than radiograph only-based techniques."<sup>\*†</sup>

\*Batin E, Depauw N, MacDonald S, Lu HM. Can surface imaging improve the patient setup for proton postmastectomy chest wall irradiation? *Pract Radiat Oncol.* 2016 Nov - Dec;6(6):e235-e241.

This flyer includes customer quotes that report on clinical use of Vision RT products by independent users. These have not been validated by Vision RT and thus are not endorsed by Vision RT. Users of Vision RT's products should develop and validate their own workflows consistent with clinical practice within their facility



**Corporate Headquarters**  
 Vision RT Ltd, Dove House, Arcadia Avenue, London N3 2JU, UK  
 T: +44 20 8346 4300 F: +44 20 8346 4634  
 Email: sales@visionrt.com Website: www.visionrt.com