

# alignrt<sup>®</sup> Advance

PATIENT-CENTERED TREATMENT,  
DOWN TO THE SUB-HALF-MILLIMETER.



Empowered to  
deliver treatment  
as planned. That's  
peace of mind.

## PATIENTS MOVE. SO WE'VE MOVED THE BAR.

With AlignRT<sup>®</sup> Advance, the patient's surface is tracked in 3D with sub-millimetric accuracy so that radiation is only delivered when the patient is correctly positioned.

Non-coplanar tracking accuracy\*  
**≤0.3 mm / ≤0.2°**

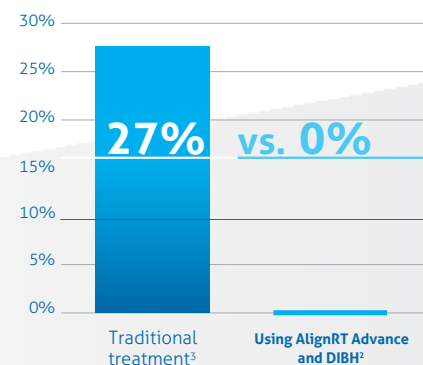
\* Includes the most challenging clinically realistic configurations; couch rotations, pod occlusions and deep isocenters. When tracking rigid phantom under specific conditions.<sup>1</sup>

## EVERY PATIENT. EVERY FRACTION.

AlignRT Advance can be used for patient setup and monitoring for all forms of cancer, including but not limited to SRS, DIBH, SBRT, pelvis, sarcoma, and pediatrics. Setup and monitoring are fast and accurate.


## CLINICAL BENEFITS, PROVEN OUTCOMES.

Cardiac perfusion defects 6 months  
as measured using SPECT imaging

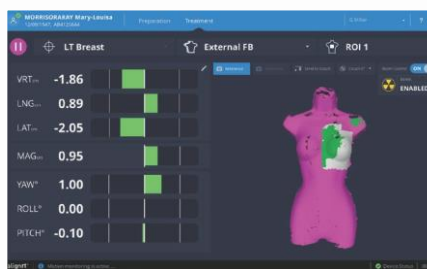


# alignrt® Advance

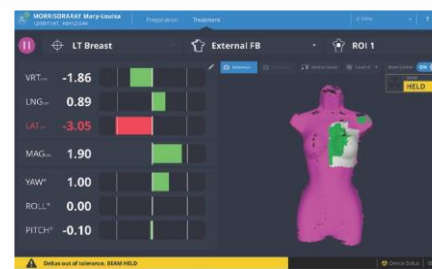
## DEFINING THE STANDARD OF CARE IN SURFACE GUIDED RADIATION THERAPY



A pseudo-random speckle-pattern is projected onto the patient's skin. The cameras use stereo-vision techniques and a triangulation process to create a high-res 3D surface of the patient that comprises several thousand points (displayed on the monitor).



Users can then monitor patient movement in real time, in all 6 degrees of freedom.

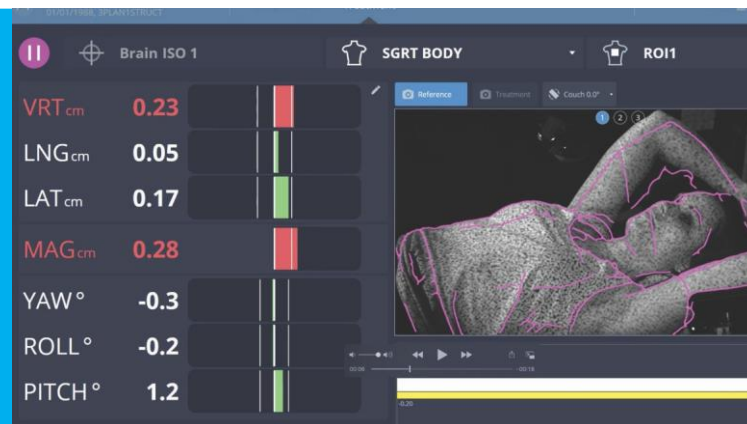


Users can create customized tolerance thresholds of movement; the radiation beam is automatically held\* if the patient moves out of tolerance.

\*See Vision RT's third-party interface statement for a list of validated beam-hold interfaces.

## Ground-breaking modules are also available to purchase with AlignRT Advance, such as:

- **Postural Video™**  
Gain clear positional guidance from multiple angles during setup and monitoring.
- **3D Photo™**  
Make selecting regions for tracking easier, faster and more accurate.
- **ROI Metrics™**  
Ensure the region of interest size and topography is suitable for accurate monitoring.



## CONTROL THE TECH. FOCUS ON THE PATIENT.



Can save time and reduce imaging



Greater accuracy without tattoos or lasers<sup>4</sup>



Increased patient comfort during SRS and breath-hold treatments



No invasive frames or closed masks



Reduced need for general anesthesia for pediatric patients<sup>5</sup>



98.5% system uptime

Discover AlignRT's Advance superior evidence, service, and support at [www.visionrt.com](http://www.visionrt.com)

visionrt

Safety. Ingenuity. Community.

Please find references at [VisionRT.com/References](http://VisionRT.com/References).

©2021 Vision RT Ltd. All rights reserved.  
1016-0264 Issue 3.0